

# W10IB3S-SPH1-B, 10.1-inch Stainless B Series Panel PC

## Stainless IP65 with Waterproof Connector Solutions

Push-buttons bring control and indication directly to the work area, eliminating wasted movement and increasing productivity. In addition, the physical buttons are especially needed for critical tasks like emergency shutdowns. When an emergency situation occurs, we don't want to waste time navigating through HMI screens but a simple and quick way to shut down the process. In terms of machine integration, push-button devices are easy to install and wire, and straightforward for understanding the function and use. Averagely the wiring time is saved by over 60%, and the installation cost is reduced by more than 30%.



### Highlights

- Intel® Celeron® N2930 (2M Cache, up to 2.16 GHz)
- Fanless cooling system
- SUS 316 / AISI 316 stainless steel for food and chemical industries
- Full IP65 waterproof enclosure, good corrosion resistance
- A true flat, easy-to-clean front surface with edge-to-edge design
- Supports VESA mount
- Rotary switch adjust different touch mode for Hand/Rain/Glove application
- Emergency and Flat buttons for automation device control

# W10IB3S-SPH1-B, 10.1-inch Stainless B Series Panel PC

## Stainless IP65 with Waterproof Connector Solutions

### Display Specification

Resolution	1024 x 600
Contrast Ratio	800:1
Brightness	450
Viewing Angle	75,80,80,80
Max Colors	16.7M
Touch	Projected capacitive multi touch screen

### System Specification

CPU	Intel® Celeron® N2930 (2M Cache, up to 2.16 GHz)
System Chipset	Intel® SoC integrated
System Memory	1 x SODIMM, Max 8GB DDR3 1600 MHz, default 4GB
Storage	Default 1 x mSATA SSD 64GB
BIOS	AMI BIOS
Audio Codec	Realtek HD codec
Expansion	1 x mPCIe slot (for half size Wifi module)
Network	Intel® Ethernet Controller I210-AT
Operating System	Windows 10 IoT Enterprise (optional)

### Interface

COM	1 x M12 waterproof connector for RS232
USB & Ethernet LAN	1 x M12 waterproof connector for 1 x USB2.0 & Giga LAN
Power Input	1 x M12 waterproof connector for 12V DC
Expansion Port	CN1 and CN2 for front button control

### Keyboard and Input

Physical Buttons	Rear side: 1 x Power Button 1 x Reset Button Front side: 1 x Emergency Button & 3 x Flat Button for CN1 & CN2 M12 connector 1 x Rotary Switch for touch mode
LED Indicators	1 x LED Indicator for power 1 x LED Indicator for storage

### Power Management

Power Input	Default 12V DC input 9~36V DC input for optional
AC Adapter	100~240V AC to DC Adapter with waterproof connector

### Mechanical Specifications

Dimensions	293 x 250 x 69 mm
Housing	SUS 316/ AISI 316 stainless steel
Mounting	VESA Mount / Yoke mount (optional)

### Security Function

Security	TPM 2.0
----------	---------

### Environment

Operating Temperature	0~45°C
Storage Temperature	-20~60°C
Operating Humidity	10% to 90% (Non-condensing)
IP Rating	IP65

### Accessories

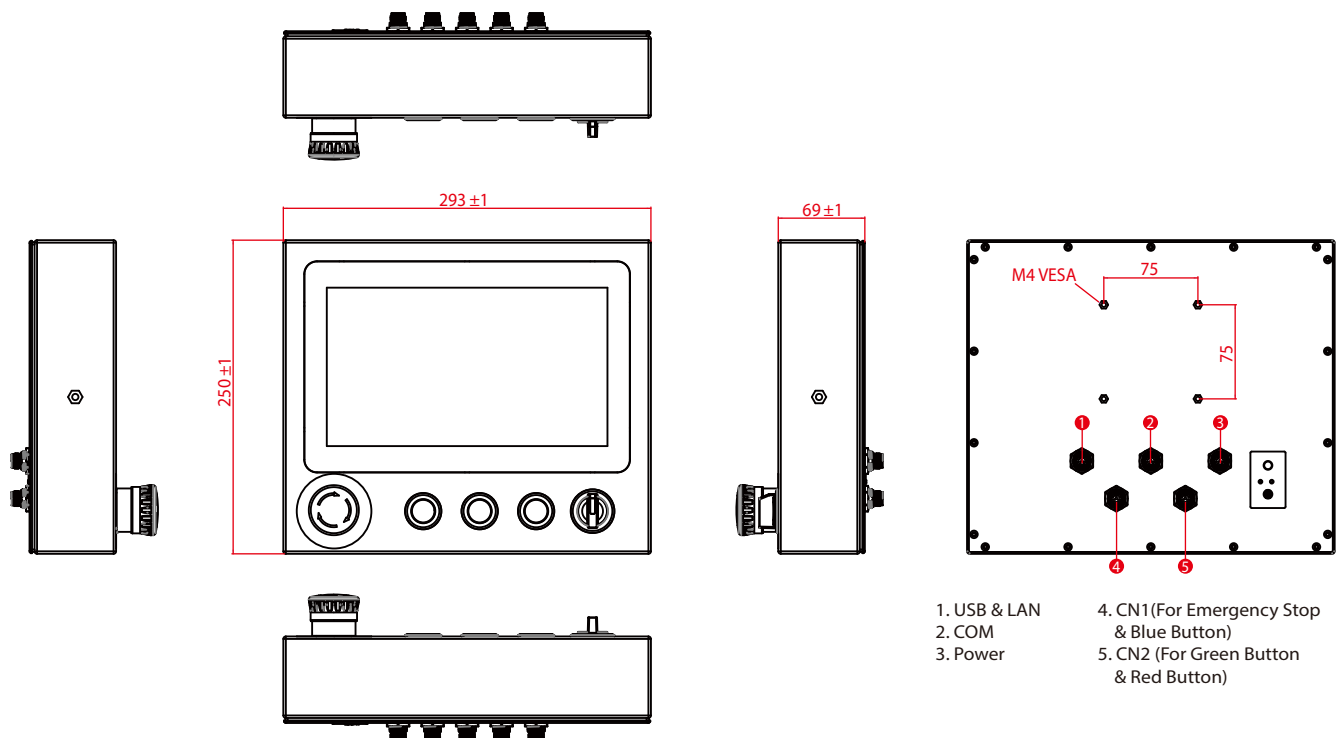
#### Standard Accessories

100~240V AC to DC Adapter with waterproof connector  
Power Cord  
External USB & LAN cable with waterproof connector  
External COM cable with waterproof connector  
External cables for CN1 & CN2 with waterproof connector  
Waterproof caps  
RJ45 female-female converter  
Driver CD & Manual  
VESA screws

### Standards and Certification

EMC	CE, FCC
-----	---------

### Drawing

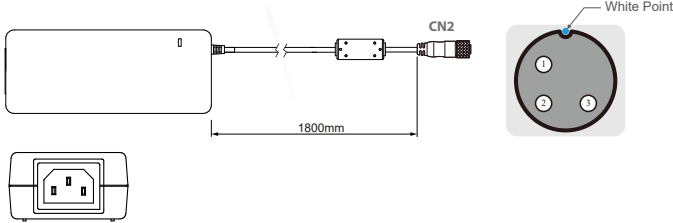


# W10IB3S-SPH1-B, 10.1-inch Stainless B Series Panel PC

Stainless IP65 with Waterproof Connector Solutions

## Accessories

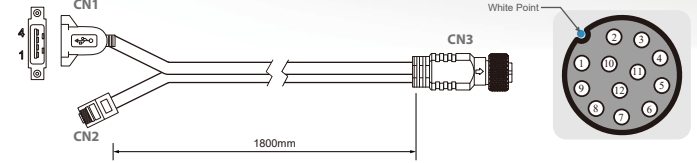
### Power Cable



Pin No.	Symbols	Color
CN1-1	VIN -	NO ASSIGN
CN1-2	VIN -	NO ASSIGN
CN1-3	VIN -	NO ASSIGN

Pin No.	Symbols	Color
CN2-1	VCC+	Flow Adapter
CN2-2	GND	Flow Adapter
CN2-3	VCC -	Flow Adapter

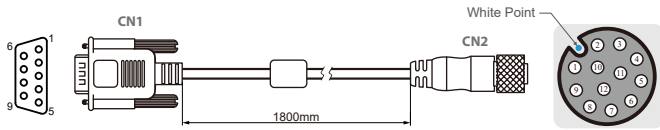
### USB 2.0 & GIGA LAN to M12 Cable



Pin No.	Symbols	Color
CN3-1	VCC	RED
CN3-2	D-	WHITE
CN3-3	D+	GREEN
CN3-4	GND	BLACK
CN3-5	White/Orange	
CN3-6	Orange	
CN3-7	White/Green	
CN3-8	Blue	
CN3-9	White/Blue	
CN3-10	Green	
CN3-11	White/Brown	
CN3-12	Brown	

Pin No.	Symbols	Color
CN1-1	VCC	RED
CN1-2	D-	WHITE
CN1-3	D+	GREEN
CN1-4	GND	BLACK
CN2-1	White/Orange	
CN2-2	Orange	
CN2-3	White/Green	
CN2-4	Blue	
CN2-5	White/Blue	
CN2-6	Green	
CN2-7	White/Brown	
CN2-8	Brown	


### RS232 Cable



Pin No.	Symbols	Color
CN1-1	DCD-CON2	Green
CN1-6	DSR-CON2	Brown
CN1-2	RXD-CON2	Red
CN1-7	RTS-CON2	Orange
CN1-3	TXD-CON2	Blue
CN1-8	CTS-CON2	White
CN1-4	DTR-CON2	Purple
CN1-9	RI-CON2	Yellow
CN1-5	GND-CON2	Black


Pin No.	Symbols	Color
CN2-1	DCD-CON2	Green
CN2-2	DSR-CON2	Brown
CN2-3	RXD-CON2	Red
CN2-4	RTS-CON2	Orange
CN2-5	TXD-CON2	Blue
CN2-6	CTS-CON2	White
CN2-7	DTR-CON2	Purple
CN2-8	RI-CON2	Yellow
CN2-9	GND-CON2	Black

### Push-button extension Cable for Connector 1



Pin No.	Symbols	Color
CN1-1	Emergency NC 2	Emergency Stop
CN1-2	Emergency NC 1	
CN1-3	Emergency NC 2	
CN1-4	Emergency NC 1	
CN1-5	Blue NO 4	Blue Button
CN1-6	Blue NO 3	
CN1-7	Blue NC 2	
CN1-8	Blue NC 1	
CN1-9	N/A	
CN1-10		
CN1-11		
CN1-12		

### Push-button extension Cable for Connector 2



Pin No.	Symbols	Color
CN2-1	Red NO 4	Green Button
CN2-2	Red NO 3	
CN2-3	Red NC 2	
CN2-4	Red NC 1	
CN2-5	Green NO 4	Red Button
CN2-6	Green NO 3	
CN2-7	Green NC 2	
CN2-8	Green NC 1	
CN2-9	N/A	
CN2-10		
CN2-11		
CN2-12		