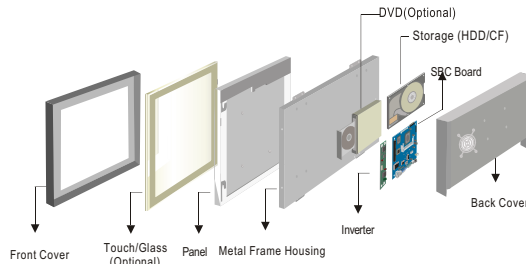


R15I77T-CHC3 15" Panel PC (Intel® Core 2 Quad/Core 2 Duo)

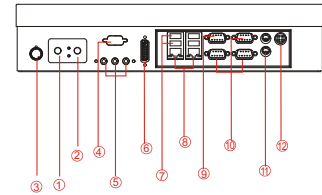
Mechanical Design



Chassis

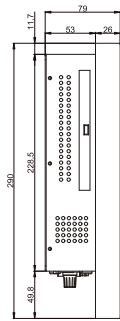


Modularized Construction




1. Brightness Adjustment
2. Knob Power On Button
3. Power Reset Button
4. RS-232 Conn.(Optional)
5. Audio Jack
6. DVI (Optional)
7. USB
8. RJ-45
9. VGA Out
10. RS-232 Conn.
11. PS/2
12. DC-IN Power Jack

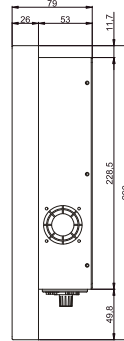
SIDE VIEW



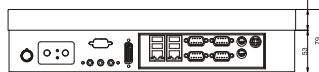
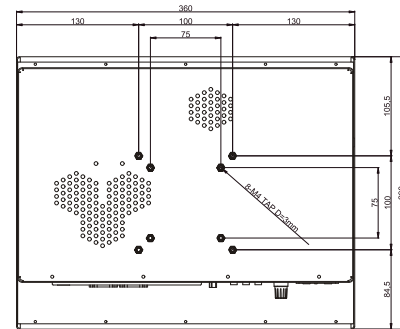
FRONT VIEW



SIDE VIEW



BACK VIEW



BOTTOM VIEW

Measurements shown in mm
All Dimensions are ± 0.5 mm

* Note: this is a simplified drawing and some components are not marked in detail. Please contact our sales representative if you need further product information.

Specifications

System :

- CPU : Intel® Core 2 Quad/Core 2 Duo Processor
- Memory Slot : 2 x DIMM, Max 4GB DDR2 667/800
- System Chipset : Intel® GM45 / ICH9M-E Chipset
- IDE/SATA : 1 x 44pin IDE (UDMA 33/66/100)/3 x SATA
- LAN : Dual Realtek RTL8111B Ethernet
- Audio Codec : VIA VT1708A codec

Panel Spec :

- Size/Type : 17" TFT
- Resolutions : 1024 x 768
- Brightness : 250 cd/m² (typ.)
- Contrast Ratio : 700 : 1 (typ.)
- Viewing Angles : -70~70(H); -65~60(V)
- Max Colors : 16.2M(8 bits)

Input / Output :

- Serial Ports : 2 x RS232, 1 x RS232/422/485
- USB Ports : 4 x USB
- Keyboard / Mouse : 2 x PS/2
- Ethernet : 2 x RJ 45-10/100/1000 Mbps
- VGA : 1 x VGA (female)
- Audio : Line-Out, Line-In, Mic in

• Default setting: RS232

Environment Considerations :

- Operating Temperature : 0 deg.C to 50deg.C
- Operating Humidity : 30% to 90% (non condensing)

Expansion Slot :

- 1 x Mini PCI, 1 x PCIe(x16), 1 x PCIe(x1), 1 x Mini-PCIe
- * A customized housing is needed if you would like to have the PCI expansion.

Order Options :

Mechanical : Open Frame	Storage : 3.5" HDD/CF/Both
Panel Mount(5mm bezel)	RAM : DIMM DDR2 677/800
IP65(10mm bezel)	OS : Windows XP(E Optional)
Chassis	Windows XPPE(Optional)
Touch : 5 Wires Resistive(Optional)	DVD : Yes(Optional)

(A customized housing is needed if you have demands of SAW/IR/SC/IT touch)

Power Specifications :

- Power Input : 12V DC IN (Lockable Power Jack)
- Power Consumption : 75W (typ.)(Max.backlight & high CPU load)

Accessories :

External Power Supply 150W w/power cord



Rev.	Reasons	Revised Date
1.0	New Add	Jul-29-09
1.1	Spec change	Oct-06-09

Note: All Specifications are subject to change without prior notice!

Revised Date: 10/06/2009