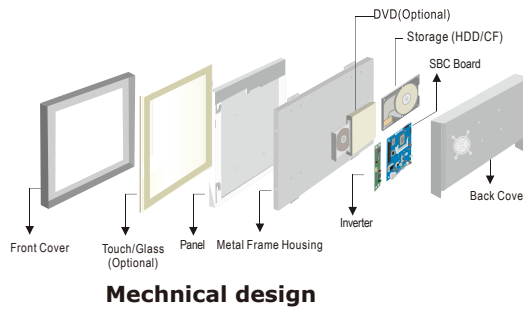


W19I77T-CHM3 19" Panel PC (Intel® core 2 Quad/core 2 Duo/celeron M+GME platform)

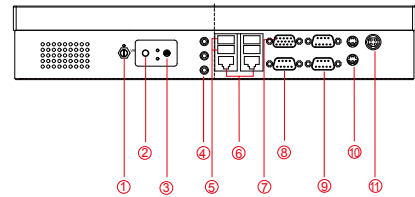
Mechanical Design



Chassis



Mechanical design

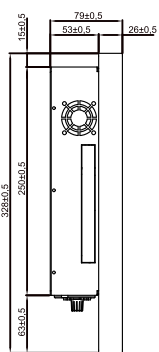


1. Brightness Adjustment Knob
2. Power On Button
3. Power Reset Button
4. Audio Jack
5. USB
6. RJ-45
7. VGA Out
8. RS-232/422/485 Conn.
9. RS-232 Conn.
10. PS/2
11. DC-IN Power Jack


Fully Integrated I/O

Dimensions

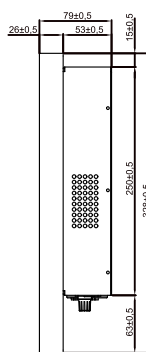
SIDE VIEW



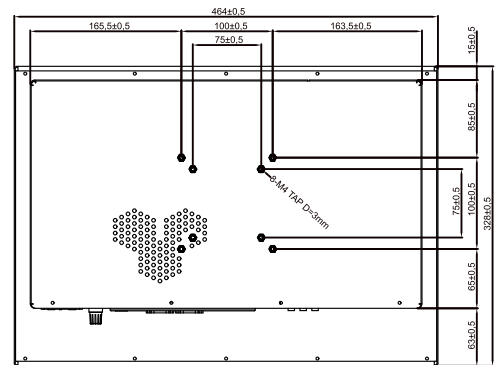
FRONT VIEW



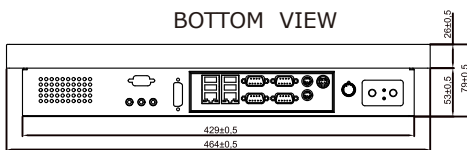
SIDE VIEW



BACK VIEW



BOTTOM VIEW



- * Measurements shown in mm
- * All Dimensions are ± 0.5 mm
- * Note: this is a simplified drawing and some components are not marked in detail. Please contact our sales representative if you need further product information.

Specifications

System :

- CPU : Intel® Core 2 Quad/Core 2 Duo Processor
- Memory Slot : 2 x DIMM, Max 4GB DDR2 667/800
- System Chipset : Intel® GM45 / ICH9M-E Chipset
- IDE/SATA : 1 x 44pin IDE (UDMA 33/66/100)/3 x SATAII
- LAN : Intel® 82567LM+82574L GigaLAN
- Audio Codec : VIA VT1708A codec

Panel Spec :

- Size/Type : W19" TFT
- Resolutions : 1440 x 900
- Brightness : 250 cd/m² (typ.)
- Contrast Ratio : 1000 : 1 (typ.)
- Viewing Angles : -85~85(H); -80~80(V)
- Max Colors : 16.7M (6bits+FRCC)

Input / Output :

- Serial Ports : 2 x RS232, 1 x RS232/422/485
- USB Ports : 4 x USB / 4 x USB internal
- Keyboard / Mouse : 2 x PS/2
- Ethernet : 2 x RJ 45-10/100/1000 Mbps
- VGA : 1 x VGA (female)
- Audio : Line-Out, Line-In, Mic in

• Default setting: RS232

Environment Considerations :

- Operating Temperature : 0 deg.C to 50deg.C
- Operating Humidity : 30% to 90% (non condensing)

OS BSP / Driver Support :

- Support Windows 7 / Windows XP Embedded / Windows XPP Embedded / Linux / Win CE

Power Specifications :

- Power Input : 12V DC IN (Lockable Power Jack)
- Power Consumption : 109W (typ.)(Max.backlight & high CPU load)

Accessories :

- External Adapter : 110~230V Ac-in power adapter

Order Options :

- | | |
|------------------------------|------------------------------|
| Mechanical : Open Frame | Storage : 3.5" HDD/CF |
| Panel Mount(5mm bezel) | RAM : DIMM DDR2 677/800 |
| IP65(10mm bezel) | OS : Windows XPPE(Optional) |
| Chassis | Windows XPPE (Optional) |
| Touch : Resistive (Optional) | DVD : Yes(Optional) |

(A customized housing is needed if you have demands of SAW/IR/SC/IT touch)

