

Flat Stainless P-CAP IP65 Display

19" (Chassis Design)

**RoHS
COMPLIANT
2011/65/EU**

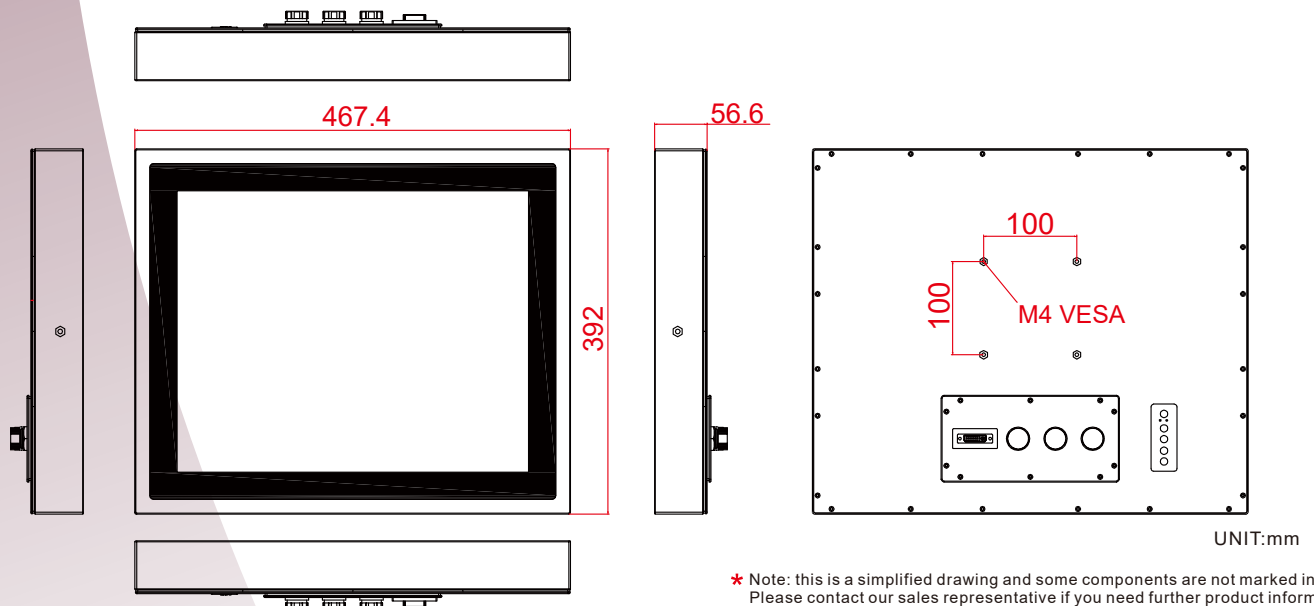
Specifications

Model Name	R19L100-SPM1
Panel Size	19"
Active Display Area(mm)	376.32 (H) x 301.06 (V)
Pixel Pitch(mm)	0.294 (H) x 0.294 (V)
Number of Pixels	1280 x 1024
Contrast Ratio	1000:1(typ.)
Display Color	16.7M
Brightness(cd/m ²)	250(typ.)
Viewing Angle(CR>=10)	-85~85 (H); -80~80 (V)
Recommended Resolution	1280 x 1024@60Hz, 75Hz
I/O	3-Pin power cable (IP65 connector); 12-Pin VGA cable (IP65 connector); Optional 12 pin RS232 or USB cable (IP65 connector);
Power Source	12V DC in, with External AC to DC Adapter (100~240V AC)
Power Consumption	36W typical, normal operation
Housing	SUS 316/ AISI 316 stainless steel
Power Management	VESA DPMS Compliant
Plug & Play	VESA DDC 1/2B
Touch Screen	Projected Capacitive Touch Optional anti-glare coating
Operating Temperature	-10 to 55 deg.

*Due to Panel material's deviation, different panel supplier will set different specific variance range to optical characteristics. The factors of time used, Lamp current, Ambient temperature will influence the optical measurements.



Mechanical Drawing

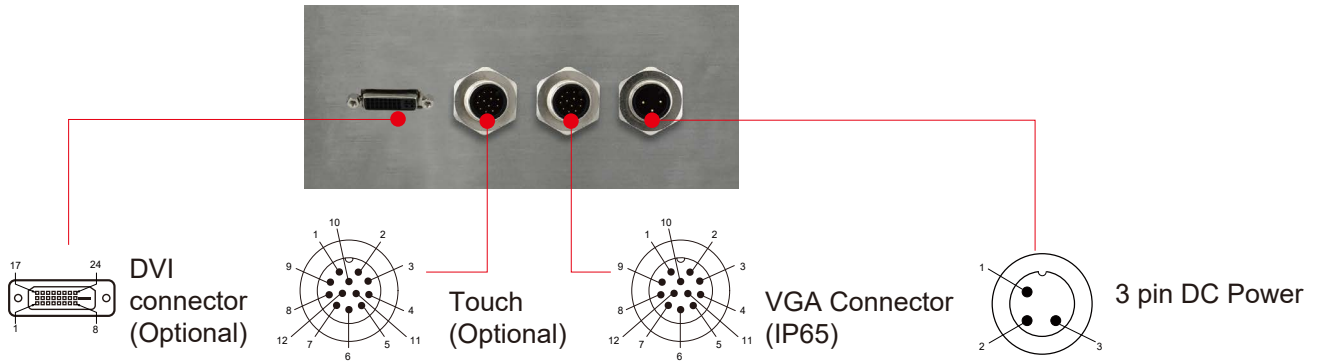


* Note: this is a simplified drawing and some components are not marked in detail. Please contact our sales representative if you need further product information.

Flat Stainless P-CAP IP65 Display

IO Layout

Back Side (I/O)

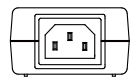
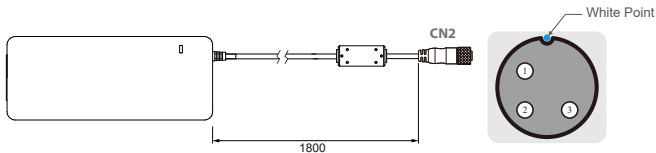


Cable List

LCD	IP65 connector	PC side IO type
DC power	3pin	Female(2.5 fai)
USB(optional)	12pin	Male(type A)
RS232(optional)	12pin	Female(D-sub 9)
VGA	12pin	Male(D-sub 15)

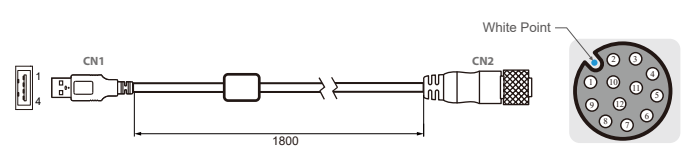
IP65 Cable/Pin Define

Power Cable



Pin No.	Symbols	Color	Pin No.	Symbols	Color
CN1-1	VIN -	NO ASSIGN	CN2-1	VCC+	Flow Adapter
CN1-2	VIN -	NO ASSIGN	CN2-2	GND	Flow Adapter
CN1-3	VIN -	NO ASSIGN	CN2-3	VCC -	Flow Adapter

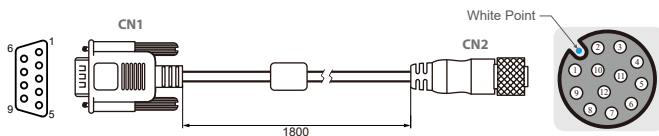
USB Cable



Pin No.	Symbols	Color	Pin No.	Symbols	Color
CN1-2	VCC	Red	CN2-1	VCC	Red
CN1-3	D-	White	CN2-2	D-	White
CN1-4	D+	Green	CN2-3	D+	Green
CN1-5	GND	Black	CN2-4	GND	Black
CN1-9	GND	Black	CN2 Shield	Black	

Twisted pairs

RS232 Cable



Pin No.	Symbols	Color	Pin No.	Symbols	Color
CN1-1	DCD-CON2	Green	CN2-1	DCD-CON2	Green
CN1-6	DSR-CON2	Brown	CN2-2	DSR-CON2	Brown
CN1-2	RXD-CON2	Red	CN2-3	RXD-CON2	Red
CN1-7	RTS-CON2	Orange	CN2-4	RTS-CON2	Orange
CN1-3	TXD-CON2	Blue	CN2-5	TXD-CON2	Blue
CN1-8	CTS-CON2	White	CN2-6	CTS-CON2	White
CN1-4	DTR-CON2	Purple	CN2-7	DTR-CON2	Purple
CN1-9	RI-CON2	Yellow	CN2-8	RI-CON2	Yellow
CN1-5	GND-CON2	Black	CN2-9	GND-CON2	Black

VGA Cable



Pin No.	Symbols	Color	Pin No.	Symbols	Color
CN1-1	R	Red	CN2-1	R	Red
CN1-6	R-GND	Black	CN2-2	R-GND	Black
CN1-2	G	Green	CN2-3	G	Green
CN1-7	G-GND	Black	CN2-4	G-GND	Black
CN1-3	B	Blue	CN2-5	B	Blue
CN1-8	B-GND	Black	CN2-6	B-GND	Black
CN1-12	SDA	Yellow	CN2-7	SDA	Yellow
CN1-13	HS	Orange	CN2-8	HS	Orange
CN1-14	VS	White	CN2-9	VS	White
CN1-15	SCL	Brown	CN2-10	SCL	Brown

coaxial